

Be Ready – the NEW Way to Register

SIS

➔ Register for Summer 2017 & Fall 2017

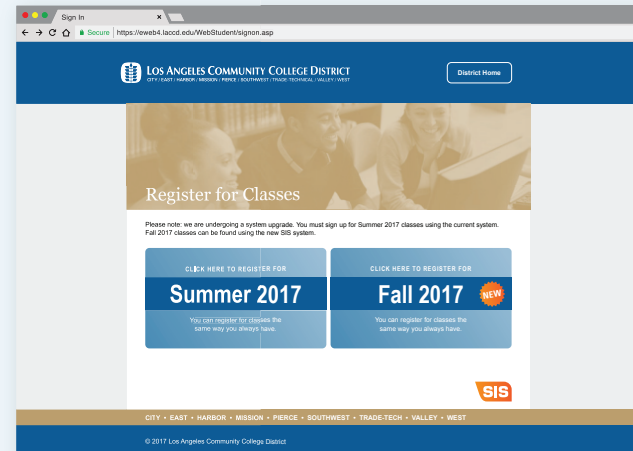
STEP 1

Navigate to lasc.edu and click "Register for Classes."



STEP 2

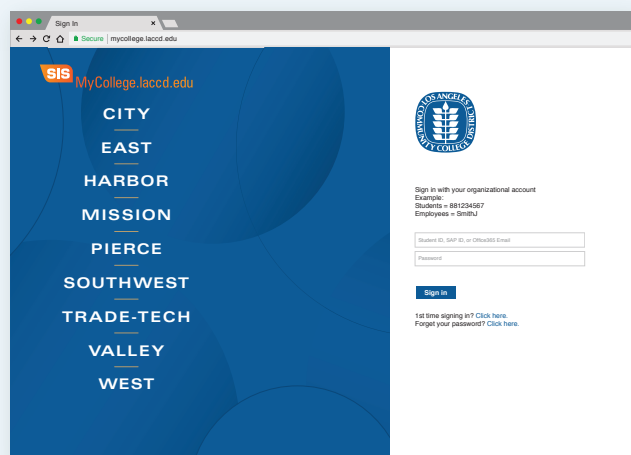
Choose the semester you wish to search. This will take you to the appropriate system.



Fall 2017 users can continue with the additional steps below.
Summer 2017 users must register using the current system.

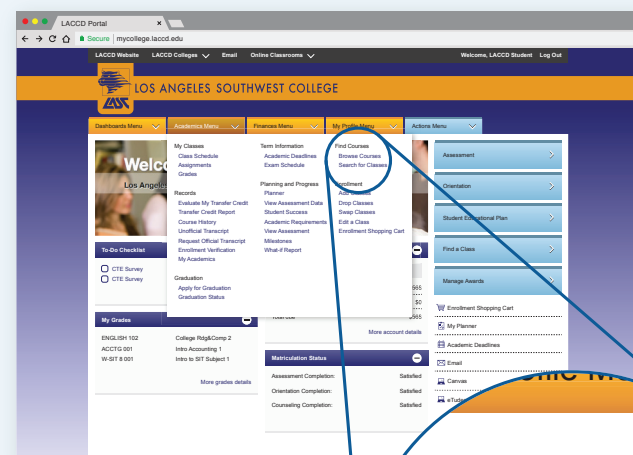
STEP 3

Navigate to MyCollege.laccd.edu and sign in.



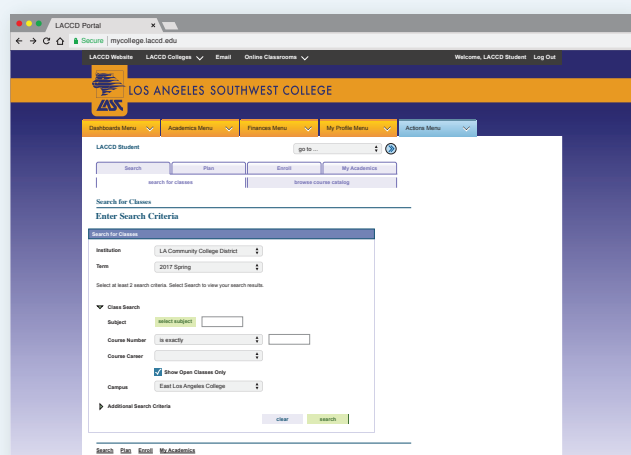
STEP 4

Under the Academics Menu, click "Search for Classes."



STEP 5

Find a class by entering a course number or other search criteria.



Find Courses
Browse Courses
Search for Classes
Enrollment
Add Classes

⚠ Need to update your password? Be sure to click "1st time signing in" on the MyCollege.laccd.edu log in page, and read the password change PDF.